

Participant Demographic Information



- The student the lesson plan focuses on is Laura.
- Laura attends Hahira Elementary School in Lowndes County, Georgia.
- You could contact the school at by writing to 350 Claudia Drive, Hahira Ga. 31632 or call 229-794-2626. You may also visit the website of the Lowndes County Public schools at www.lowndes.k12.ga.us




Classroom Demographics



- Types of disabilities in the classroom:
 - Specific Learning Disabilities
 - Other Health Impairments
- Number of students in the classroom:
 - 20 total students
 - 11 girls
 - 9 boys




Classroom Demographics Cont.



- Age range of students in the classroom:
 - 7 years to 9 years
- Type of Classroom student is taught in:
 - Regular education/Inclusion




Types of Technology Presently Used by Students



- 6 non-named brand computers
 - 128 KB RAM
 - Intel Celeron Processor
 - 700 MHZ
 - Runs Windows 98
 - CD-Rom
 - Floppy disk drive
- The computers are used to research information and to practice reading, math, language, and spelling skills on the CCC software program.



Types of Technology Presently Used by Students Cont.



- Some students with writing, reading, and handwriting deficits could benefit from assistive technology devices in the classroom such as word prediction, typing on a computer, and having the computer read the material to the student, but no devices are available or used.





Strategies to enhance use of technology in the classroom

- Additional devices
 - AlphaSmart word processor
 - The AlphaSmart could be used with children whom have poor or illegible handwriting skills, poor writing skills, or poor spelling skills.
 - The students may use the device at their desk and print out the information requested by the teacher.
- Benefits of the technology
 - With a word processor and spell checker, the poor skills will less inhibit the students writing.






Create A Story Lesson
Plan




Primary Learning Outcome



- The students will be able to create a story that makes sense and uses correct spelling of the common words of third grade.



QCC Standard



- Language Arts
 - Written Communication
 - Strand 36
- Topic
 - Writing
- Standard
 - Uses correct spelling for frequently used sight vocabulary.




Procedures

- The teacher will introduce the lesson of creating a story to the class.
- The teacher will show an overhead of his or her example of his or her story already written.



Procedures Cont.




- Allow the students to brainstorm about possible topics to write about.

- Adaptations

- Student will use the AlphaSmart to write down any possible ideas she has about topics to write about.



Procedures Cont.



- The teacher will pass out magazines to have the students find a picture to write a story about or the student may choose his or her own topic.
- The students may use any emotional state in his their stories.




Procedures Cont.

- Explain to the students that the stories written will be graded by a rubric and they will have a copy of the rubric in order to make sure they include everything in their stories.



Procedures Cont.



- The students will then use their pictures they have found or drawn to write a story around.
- The students will have their stories checked by the teacher before proceeding to writing the final copy.

- Adaptations

- The student will use the AlphaSmart to write her rough draft and to spell check.
- She will print the story off and have it checked by the teacher before writing the final copy.



Procedures Cont.



- The students will type their final copies and print them out.
- The students will create a title page and glue the picture of their story onto the page.


- Adaptations

- The student will sit with the teacher to correct her rough draft in AlphaSmart rather than rewriting it.



Procedures Cont.

- The students will share their pictures and stories with the class.
- The students will turn their stories in for a grade.



Materials

- Magazine pictures
- Pencils
- Paper
- Overhead of story shared with class
- Rubric copies for both the students and the teacher
- AlphaSmart
- Computer
- Printer





Technology Connection

- Classroom computers are used for the students to write their final copies of their stories.
- Classroom printer is used to print out the students final copies.
- AlphaSmart is used throughout the entire lesson for a student who has difficulty writing and spelling.



Assessment

- The teacher will grade each student's story by using the rubric shown to the students before the creation of the stories.

